



safe.inspiring.green.

Electrical functional integrity
Connecting | Junction | Distributing

In future, Spelsberg will unite its first-class solutions for electrical functional integrity under a new brand: LIFELINE stands for the intelligent integration of innovative product designs with high quality heat and fire resistant materials and components. Consequently, it is ensured that in case of fire all the relevant safety systems continue to work without interruption even under the toughest conditions.



**More fire protection.
More safety. More trust.**

LIFELINE is the technology for life. With the knowledge and experience of our competent staff, we take responsibility every day to make the world a little safer. The smart fire safety solutions of LIFELINE offer first-class quality, which can be relied upon in emergencies. LIFELINE protects all life and assets without compromises and guarantees the best form of sustained fire safety.



High technical performance.

Only reliable products can ensure the electrical functional integrity and protect life in case of a fire. LIFELINE guarantees the function of life-saving electrical systems in buildings and tunnels, such as emergency lighting and smoke extraction systems in escape and rescue routes. As a leading manufacturer of high quality junction and connection boxes, Spelsberg has always been strongly positioned with the LIFELINE brand for the development of fire protection solutions, particularly in these product segments.



**Electrical function integrity
E30 to E90**

The junction boxes of LIFELINE provide electrical functional integrity between 30 and 90 minutes in the event of a fire. In doing so, the classes E30 to E90 identify the minimum duration for the functional integrity of the electrical systems.

LIFELINE ensures that the function of fire alarm systems, acoustic systems, emergency lighting or elevators with evacuation function is maintained for at least 30 minutes during an emergency. And in the case of pressure boosting systems for the extinguishing water supply, smoke and heat exhaust ventilation systems or for fire brigade lifts for at least 90 minutes. Guaranteed.



Functional integrity - general information	4
Pre-selection for your application	5
Application diagram	6-7
WKE 2-6 .. NEW!	8-13
▶ WKE FOR CONNECTING + JUNCTION	
WKE 2-6 .. NEW!	14-20
WKE 200-400	21-23
▶ WKE FOR SECURED JUNCTION	
WKE 4-6 with fuse .. NEW!	25-26
WKE 200-400 with fuse	27-28
WKE 54 with fuse	29-30
▶ WKE FOR COMMUNICATION LINES	
WKE 4-6 .. NEW!	31-33
WKE 405 LSA	34
▶ WKE ACCESSORIES FOR CONNECTION AND JUNCTION BOXES	
WKE 2-6 accessories	36
WKE 200-400 accessories	37
▶ WKE VDE certified switching device combination	
Rapid Box	38-39
BIM	40-41
Planning tools	41
Technical information	42-43

E30

Ensuring the functional integrity for at least **30 minutes**, e.g., for:

- Fire alarm systems
- Acoustic systems
- Emergency lighting
- Elevators with evacuation function for warning, escape and/or rescue

E90

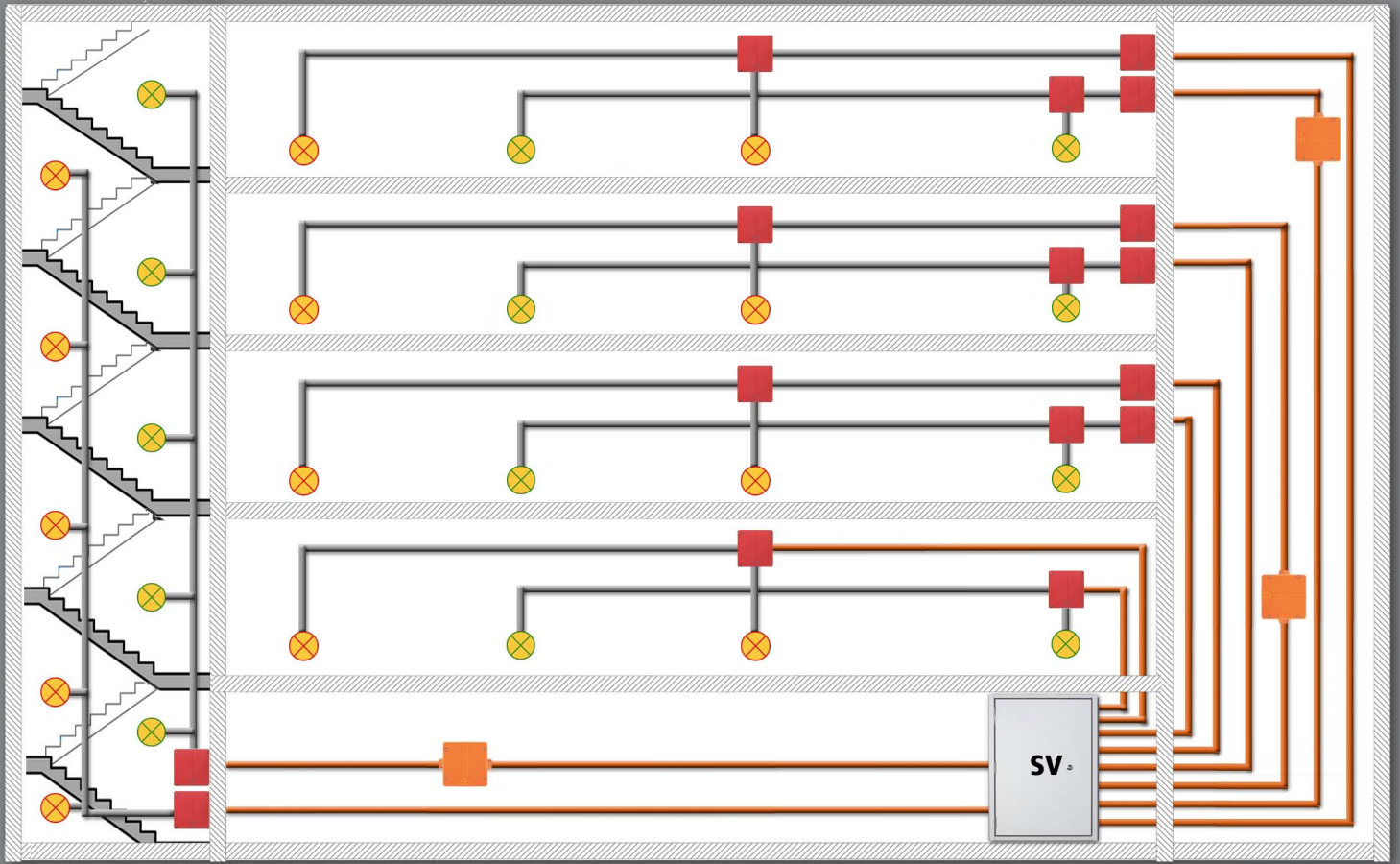
Ensuring the functional integrity for at least **90 minutes**, e.g., for:

- Pressure boosting systems for supply of extinguishing water
- Smoke and heat extraction systems
- Fire brigade lifts for extinguishing and/or rescue

The classes **E30** to **E90** identify the minimum duration for the functional integrity of electrical systems.


		Functional integrity		
		E30	E60	E90
Properties	IP66 IK08	WKE 2-6		
	IP66 IK08	WKE 200-400		
	IP66, IP67 IK07	WKE 54		
	IP66, IP67 IK09	Rapid-Box		

		Functional integrity		
		E30	E60	E90
Connection cross-section in mm ²	0,5 ² - 16 ²	WKE 2-6		
	1,5 ² - 35 ²	WKE 200-400		
	1,5 ² - 16 ²	WKE 54		
	2,5 ² - 50 ²	Rapid-Box		



AV: General power supply

SV: Safety current supply

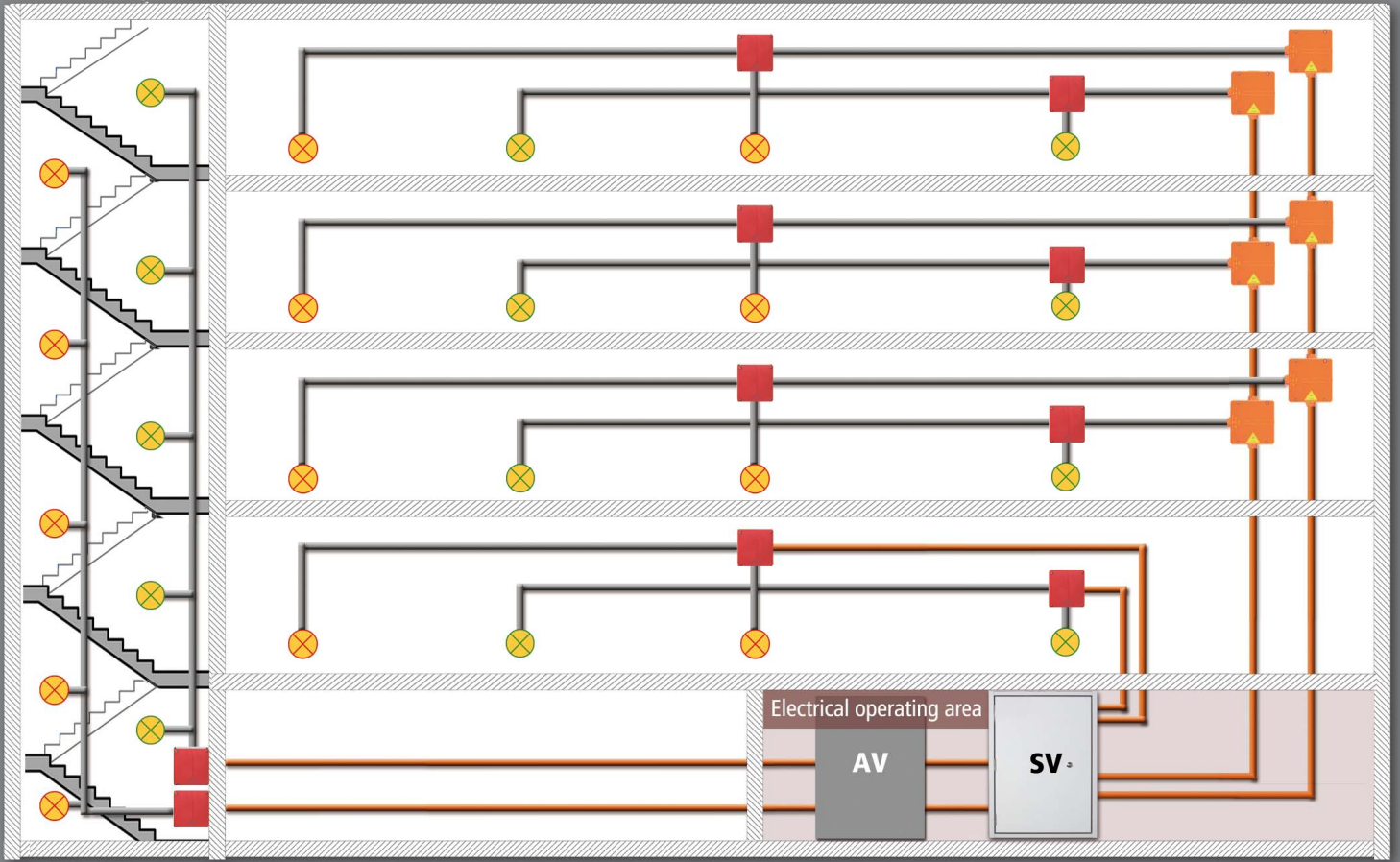


WKE 2-6
(without fuse)

NEW!



WKE 200-400 RK
(without fuse)



AV: General power supply

SV: Safety current supply




WKE 4-6
(with fuse)


NEW!



WKE 200-400
(with fuse)



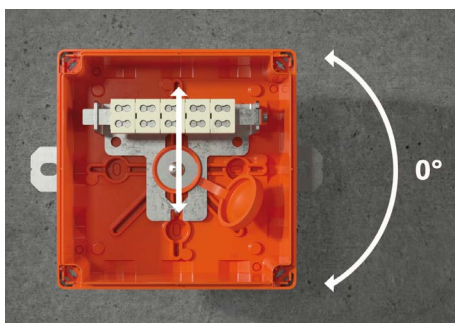


WKE 54




Planning freedom saves time and cost for you

- Clear and variable positioning of the base carrier through simple rotation in steps of 45°
- Step-less positioning of the longitudinal axis



WKE 2-6 | ... be flexible!

NEW!



An easy, quick and safe installation

- Central fixing through just one screw
- Accessible at any time
- All cable entries can be used with terminal in high position

Position above:

- easy handling of the wires
- Possible to mount the cables by adhering to the bending radius
- All cable entries can be used without restrictions

Position below:

- ideal for special solutions
- Use of D0 fuses (for WKE 6)





Extremely robust

- High protection class IP 66
- Impact strength IK08
- Ideal for special solutions e.g., in tunnels
- External fixing lugs and cover screws optionally in stainless steel V4A
- High strength of the box

Appendix UL-EU CERTIFICATE

Certificate No. UL-EU-01820-A1
 Page 3/3
 Date of Issue 2019-12-10

The UL-EU Mark, as displayed below, shall appear on certified products only. Minimum size is not specified, as long as the Mark is legible. The following is suggested.

Certification Mark UL-EU Mark

The minimum height of the diameter of the UL-EU Mark not legible to the naked eye.

The UL-EU Mark may appear on the product. When appearing along with a model number and/or molded, the Manufacturer's name shall appear elsewhere on the product.

All content shall be in accordance with the UL-EU Mark.

The Production site may represent a list of UL authorized suppliers.

Certification Body
 UL International Demko A/S
 Borupyang 5A
 2750 Ballerup
 Denmark

VDE Prüf- und Zertifizierungsinstitut

ZEICHENGENEHMIGUNG MARKS APPROVAL

Günther Spelsberg GmbH & Co. KG
 Im Gewerbepark 1
 58579 Schaalksmühle

ist berechtigt, für ihr Produkt /
 is authorized for their product

die hier abgebildete
 für die abgebildete
 the legally protected Mark

DIN EN 60670-1 (VDE 0607)
 DIN EN 60670-22 (VDE 0607-22)

VDE Prüf- und Zertifizierungsinstitut
 VDE Testing and Certification Institute

VDE Zertifikate sind
 VDE certificates are

VDE



DMT GmbH & Co. KG
 Anlagen- und Produktsicherheit
 Prüfstelle für Brandschutz
 Tremoniastraße 13
 44137 Dortmund
 Deutschland
 Telefon +49 231 5333-240
 Telefax +49 231 5333-297
 dmt-firetest@dmt-group.com
 www.dmt-group.com
 TÜV NORD GROUP

Allgemeines bauaufsichtliches Prüfzeugnis

Prüfzeugnis Nummer	P-1032 DMT DO
Antragsteller	Günther Spelsberg GmbH + Co. KG Im Gewerbepark 1 58579 Schaalksmühle Deutschland
Gegenstand	Bauarten zur Herstellung von elektrischen Kabelanlagen, an die Anforderungen hinsichtlich des Funktionserhalts unter Brandein- und „E90“ nach DIN 4102-12:1998-11 gemäß VV TB NRW Ausgabe Juni 2019 lfd. Nr. C 4.9, mit der/den Produktbezeichnung(en): Abzweigdosen "WKE" der Günther Spelsberg GmbH + Co. KG zur Verwendung in Kabelanlagen mit integriertem Funktionserhalt
Ausstellungsdatum	12.09.2019
Geltungsdauer bis	12.09.2023



Aufgrund dieses allgemeinen bauaufsichtlichen Prüfzeugnisses ist der oben genannte Gegenstand im Sinne der Landesbauordnung des jeweiligen Bundeslandes anwendbar.
 Dieses allgemeine bauaufsichtliche Prüfzeugnis umfasst 43 Seiten inklusive Deckblatt und Anlagen. Jede Seite dieses allgemeinen bauaufsichtlichen Prüfzeugnisses ist mit dem Stempel der DMT GmbH & Co. KG, Dortmund versehen. Dokumente ohne Unterschrift und Stempel haben keine Gültigkeit.

Planning freedom while selecting the cable

- The new WKE offers the highest range of tested cables for selection for example from Dätwyler Cables GmbH, LEONI AG and Kabelwerk Eupen AG



Cover retaining strap

- + can be used optionally by the installer




Knockouts with multiple options

- + optimised positioning of the knockouts
 - adjusted to the fixing systems
 - Locking of counter nuts
- + patented knockouts
 - integrated knockout points
 - easy and clean knocking-out
- + centre markings on the boxes and external fixing lugs




External fixing lugs

- + pre-mounted for a fast installation
- + can be rotated by 90°
- + ensures correct mounting



Extensive international certifications

- ABP** DIN 4102-12
Functional integrity E30 / E60 / E90
- VDE** EN 60670
Tapping and connection boxes
- UL EU** IEC 62208 & IEC 61439
Empty housing & switching device combinations



Labelling fields

- + Areas for an individual labelling



Sealing opening

- + Possible to seal the lid without any further accessories



External drainage membrane

- + optional knocking-out, even after the installation

Further relevant information on the topic of functional integrity is available at:

www.spelsberg.com/WKE





Functional integrity E30-E90 according to DIN 4102 Part 12 with ceramic terminals 0.5 to 16 mm²

- The right solution for each cross-section and application
- Installation material such as screw anchors and double diaphragm membranes included
- Quick mounting through external fixing
- Completely pre-assembled
- Ideal for building technology
- General construction-supervisory test certificate (AbP)
- VDE certified
- UL-EU certified



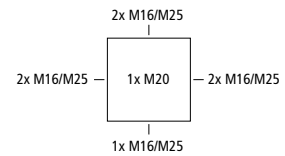
WKE 2-6 | FOR CONNECTING + JUNCTION

WKE 2 - 5 x 1,5²

100 x 100 x 70 mm



Junction box and connection box with IP66, certified to EN 60670 and IEC 62208, with electrical circuit integrity E30 - E90 according to DIN 4102 part 12. Halogen-free enclosure made of special thermoplastic, clamps of high-temperature-resistant special ceramic, quick assembly with external fastening lugs, variable terminal positioning



Accessories supplied:

Cover retaining straps, screw anchors, 4 off double membrane seals IP66 M25 sealing area 9 - 16 mm

Description

WKE 2 - 5 x 1,5² **NEW**

Connection box, 5-pole, 0.5 - 2.5 mm², junction box, 5-pole, 0.5 - 1.5 mm², number of clampable conductors per pole: 8 x 0.5² / 4 x 0.75² / 6 x 1² / 6 x 1.5² / 2 x 2.5²

Order no.

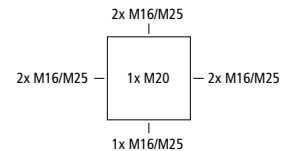
86650201

WKE 2 - 3 x 4²

100 x 100 x 70 mm



Junction box and connection box with IP66, certified to EN 60670 and IEC 62208, with electrical circuit integrity E30 - E90 according to DIN 4102 part 12. Halogen-free enclosure made of special thermoplastic, clamps of high-temperature-resistant special ceramic, quick assembly with external fastening lugs, variable terminal positioning



Accessories supplied:

Cover retaining straps, screw anchors, 4 off double membrane seals IP66 M25 sealing area 9 - 16 mm

Description

WKE 2 - 3 x 4² **NEW**

Connection box 3-pole 1 - 6 mm², junction box 3-pole 1 - 4 mm², number of clampable conductors per pole: 10 x 1² / 8 x 1.5² / 6 x 2.5² / 4 x 4² / 2 x 6²

Order no.

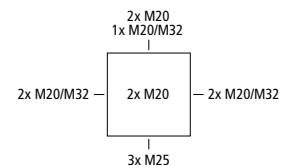
86651201

WKE 4 - 5 x 4²

150 x 150 x 85 mm



Junction box and connection box with IP66, certified to EN 60670 and IEC 62208, with electrical circuit integrity E30 - E90 according to DIN 4102 part 12. Halogen-free enclosure made of special thermoplastic, clamps of high-temperature-resistant special ceramic, quick assembly with external fastening lugs, variable terminal positioning



Accessories supplied:

Cover retaining straps, screw anchors, 3 off double membrane seals IP66 M25 sealing area 9 - 16 mm, 3 off double membrane seals IP66 M32 sealing area 14 - 21 mm

Description

WKE 4 - 5 x 4² **NEW**

Connection box, 5-pole, 1 - 10 mm², junction box, 5-pole, 1 - 4 mm², number of clampable conductors per pole: 10 x 1² / 8 x 1.5² / 6 x 2.5² / 4 x 4² / 2 x 6² / 2 x 10²

Order no.

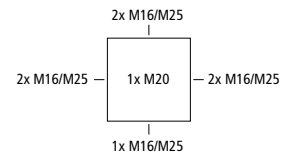
86650401

WKE 2 - Duo 3 x 4²

100 x 100 x 70 mm



Junction box and connection box with IP66, certified to EN 60670 and IEC 62208, with electrical circuit integrity E30 - E90 according to DIN 4102 part 12. Halogen-free enclosure made of special thermoplastic, clamps of high-temperature-resistant special ceramic, quick assembly with external fastening lugs, variable terminal positioning



Accessories supplied:

Cover retaining straps, screw anchors, 4 off double membrane seals IP66 M25 sealing area 9 - 16 mm

Description

WKE 2 - Duo 3 x 4² **NEW**

Connection box, 3-pole, 0.5 - 4 mm², junction box, 3-pole, 0.5 - 4 mm², number of clampable conductors per pole: 16 x 0.5² / 8 x 0.75² / 12 x 1² / 12 x 1.5² / 4 x 2.5² / 4 x 4²

Order no.

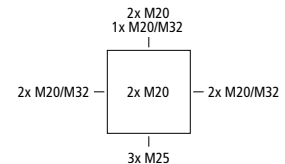
86740001

WKE 4 - Duo 5/3 x 6²

150 x 150 x 85 mm



Junction box and connection box with IP66, certified to EN 60670 and IEC 62208, with electrical circuit integrity E30 - E90 according to DIN 4102 part 12. Halogen-free enclosure made of special thermoplastic, clamps of high-temperature-resistant special ceramic, quick assembly with external fastening lugs, variable terminal positioning



Accessories supplied:

Cover retaining straps, screw anchors, 2 off double membrane seals IP66 M25 sealing area 9 - 16 mm, 4 off double membrane seals IP66 M32 sealing area 14 - 21 mm

Description

WKE 4 - Duo 5/3 x 6² **NEW**

Connection box, 5-pole, 0.5 - 6 mm², junction box 3-pole 0.5 - 6 mm², number of clampable conductors per pole: 16 x 0.5² / 8 x 0.75² / 12 x 1² / 12 x 1.5² / 4 x 2.5² / 4 x 4² / 4 x 6², in 2-pole pass-through 8 x 0.5² / 4 x 0.75² / 6 x 1² / 6 x 1.5² / 2 x 2.5² / 2 x 4² / 2 x 6²

Order no.

86771001

WKE 4 - Duo 5 x 6²

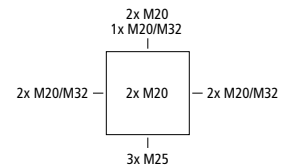
150 x 150 x 85 mm



Junction box and connection box with IP66, certified to EN 60670 and IEC 62208, with electrical circuit integrity E30 - E90 according to DIN 4102 part 12. Halogen-free enclosure made of special thermoplastic, clamps of high-temperature-resistant special ceramic, quick assembly with external fastening lugs, variable terminal positioning

Accessories supplied:

Cover retaining straps, screw anchors, 3 off double membrane seals IP66 M25 sealing area 9 - 16 mm, 3 off double membrane seals IP66 M32 sealing area 14 - 21 mm



Description

WKE 4 - Duo 5 x 6² **NEW**

Connection box, 5-pole, 0.5 - 6 mm², junction box, 5-pole, 0.5 - 6 mm², number of clampable conductors per pole: 16 x 0.5² / 8 x 0.75² / 12 x 1² / 12 x 1.5² / 4 x 2.5² / 4 x 4² / 4 x 6²

Order no.

86741001

WKE 6 - Duo 7 x 6²

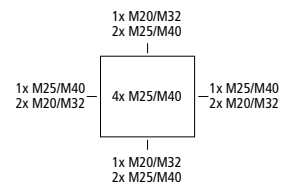
200 x 250 x 120 mm



Junction box and connection box with IP66, certified to EN 60670 and IEC 62208, with electrical circuit integrity E30 - E90 according to DIN 4102 part 12. Halogen-free enclosure made of special thermoplastic, clamps of high-temperature-resistant special ceramic, quick assembly with external fastening lugs, variable terminal positioning

Accessories supplied:

Cover retaining straps, screw anchors, 2 off double membrane seals IP66 M20 sealing area 7 - 12 mm, 3 off double membrane seals IP66 M25 sealing area 9 - 16 mm, 3 off double membrane seals IP66 M32 sealing area 14 - 21 mm



Description

WKE 6 - Duo 7 x 6² **NEW**

Connection box, 7-pole, 0.5 - 6 mm², junction box 7-pole 0.5 - 6 mm², number of clampable conductors per pole: 16 x 0.5² / 8 x 0.75² / 12 x 1² / 12 x 1.5² / 4 x 2.5² / 4 x 4² / 4 x 6²

Order no.

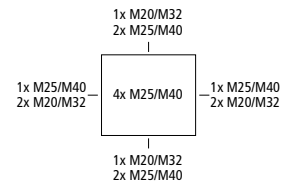
86742001

WKE 6 - 5 x 6²

200 x 250 x 120 mm



Junction box and connection box with IP66, certified to EN 60670 and IEC 62208, with electrical circuit integrity E30 - E90 according to DIN 4102 part 12. Halogen-free enclosure made of special thermoplastic, clamps of high-temperature-resistant special ceramic, quick assembly with external fastening lugs, variable terminal positioning



Accessories supplied:

Cover retaining straps, screw anchors, 4 off double membrane seals IP66 M32 sealing area 14 - 21 mm, 2 off double membrane seals IP66 M40 sealing area 19 - 28 mm

Description

WKE 6 - 5 x 6² **NEW**

Connection box 5-pole 1.5 - 16 mm², junction box 5-pole 1.5 - 6 mm²,
no. of clamped wires per pin: 10 x 1.5² / 8 x 2.5² / 4 x 4² / 4 x 6² / 2 x 10² / 2 x 16²

Order no.

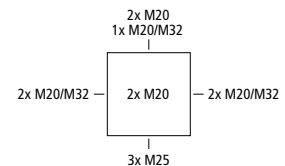
86650601

WKE 4 - Duo 3 x 10²

150 x 150 x 85 mm



Junction box and connection box with IP66, certified to EN 60670 and IEC 62208, with electrical circuit integrity E30 - E90 according to DIN 4102 part 12. Halogen-free enclosure made of special thermoplastic, clamps of high-temperature-resistant special ceramic, quick assembly with external fastening lugs, variable terminal positioning



Accessories supplied:

Cover retaining straps, screw anchors, 3 off double membrane seals IP66 M25 sealing area 9 - 16 mm, 3 off double membrane seals IP66 M32 sealing area 14 - 21 mm

Description

WKE 4 - Duo 3 x 10² **NEW**

Connection box, 3-pole, 1 - 10 mm², junction box, 3-pole, 1 - 10 mm²,
number of clampable conductors per pole: 20 x 1² / 16 x 1.5² / 12 x 2.5² / 8 x 4² / 4 x 6² / 4 x 10²

Order no.

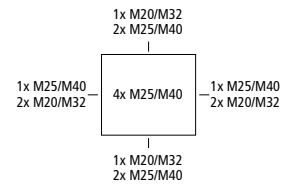
86750001

WKE 6 - Duo 5 x 10²

200 x 250 x 120 mm



Junction box and connection box with IP66, certified to EN 60670 and IEC 62208, with electrical circuit integrity E30 - E90 according to DIN 4102 part 12. Halogen-free enclosure made of special thermoplastic, clamps of high-temperature-resistant special ceramic, quick assembly with external fastening lugs, variable terminal positioning



Accessories supplied:

Cover retaining straps, screw anchors, 6 off double membrane seals IP66 M32 sealing area 14 - 21 mm, 2 off double membrane seals IP66 M40 sealing area 19 - 28 mm

Description

WKE 6 - Duo 5 x 10² **NEW**

Connection box, 5-pole, 1 - 10 mm², junction box, 5-pole, 1 - 10 mm², number of clampable conductors per pole: 20 x 1² / 16 x 1,5² / 12 x 2,5² / 8 x 4² / 4 x 6² / 4 x 10²

Order no.

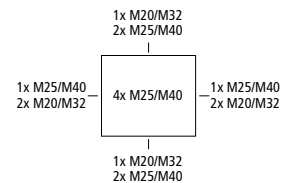
86751001

WKE 6 - Duo 3 x 16²

200 x 250 x 120 mm



Junction box and connection box with IP66, certified to EN 60670 and IEC 62208, with electrical circuit integrity E30 - E90 according to DIN 4102 part 12. Halogen-free enclosure made of special thermoplastic, clamps of high-temperature-resistant special ceramic, quick assembly with external fastening lugs, variable terminal positioning



Accessories supplied:

Cover retaining straps, screw anchors, 3 off double membrane seals IP66 M32 sealing area 14 - 21 mm, 3 off double membrane seals IP66 M40 sealing area 19 - 28 mm

Description

WKE 6 - Duo 3 x 16² **NEW**

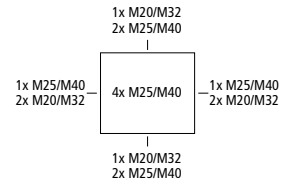
Connection box, 3-pole, 1.5 - 16 mm², junction box, 3-pole, 1.5 - 16 mm², number of clampable conductors per pole: 20 x 1.5² / 16 x 2.5² / 12 x 4² / 8 x 6² / 4 x 10² / 4 x 16²

Order no.

86760001



Junction box and connection box with IP66, certified to EN 60670 and IEC 62208, with electrical circuit integrity E30 - E90 according to DIN 4102 part 12. Halogen-free enclosure made of special thermoplastic, clamps of high-temperature-resistant special ceramic, quick assembly with external fastening lugs, variable terminal positioning



Accessories supplied:

Cover retaining straps, screw anchors, 6 off double membrane seals IP66 M32 sealing area 14 - 21 mm, 2 off double membrane seals IP66 M40 sealing area 19 - 28 mm

Description	Order no.
<p>WKE 6 - Duo 5 x 16² NEW Connection box, 5-pole, 1.5 - 16 mm², junction box, 5-pole, 1.5 - 16 mm², number of clampable conductors per pole: 20 x 1.5² / 16 x 2.5² / 12 x 4² / 8 x 6² / 4 x 10² / 4 x 16²</p>	<p>86761001</p>





Functional integrity E30 according to DIN 4102 Part 12 with duroplast terminals 0.5 to 35 mm²

- Terminal area up to 35²
- Extremely durable
- Ideal for time and material-saving planning in building technology
- State-certified by MPA NRW
- Latest test certificate available on the Internet at www.spelsberg.com
- Extensive accessories, such as fixing screws and fittings enclosed in all junction boxes
- **connection and tapping till the rated cross-section without restrictions**

We can offer you a large number of special variants upon request.




WKE 200-400 | FOR CONNECTING + JUNCTION

els spelsberg

WKE 202 RK

115 x 115 x 93 mm



Junction box and connection box with IP66 certified acc. EN 60670, with electrical functional integrity E30 acc. to DIN 4102-12, enclosure and terminal strips made from halogen-free special duroplastic

Accessories supplied:

2 off cable glands M32, sealing area 17 - 26 mm,
Wall plug set \varnothing 6 mm



Description

WKE 202 RK


Connection box 5-pole, termination capability per pole 2 x 0.5 - 6 mm²

Order no.

86220201

WKE 203 RK

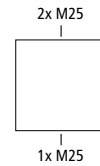
115 x 115 x 93 mm



Junction box and connection box with IP66 certified acc. EN 60670, with electrical functional integrity E30 acc. to DIN 4102-12, enclosure and terminal strips made from halogen-free special duroplastic

Accessories supplied:

3 off cable glands M25, seal range 6 - 15 mm,
Wall plug set \varnothing 6 mm



Description

WKE 203 RK

Junction box 3-pole, termination capability for each pole 4 x 0.5 - 4 mm²

Order no.

86220301

WKE 302 RK

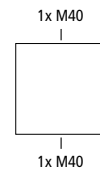
160 x 160 x 110 mm



Junction box and connection box with IP66 certified acc. EN 60670, with electrical functional integrity E30 acc. to DIN 4102-12, enclosure and terminal strips made from halogen-free special duroplastic

Accessories supplied:

2 off cable glands M40, sealing area 17 - 27 mm,
Wall plug set \varnothing 6 mm



Description

WKE 302 RK

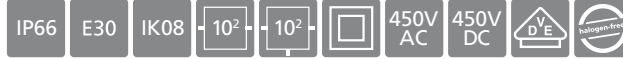
Connection box 5-pole, clamping capacity per pole 2 x 4 - 16 mm²

Order no.

86230201

WKE 303 RK

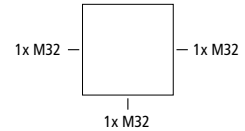
160 x 160 x 110 mm



Junction box and connection box with IP66 certified acc. EN 60670, with electrical functional integrity E30 acc. to DIN 4102-12, enclosure and terminal strips made from halogen-free special duroplastic

Accessories supplied:

3 off cable glands M32, sealing area 17 - 26 mm, Wall plug set \varnothing 6 mm



Description

WKE 303 RK

Junction box 5-pole, termination capability for each pole 4 x 2.5 - 10 mm²

Order no.

86230301

WKE 402 RK

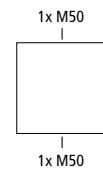
200 x 200 x 110 mm



Junction box and connection box with IP66 certified acc. EN 60670, with electrical functional integrity E30 acc. to DIN 4102-12, enclosure and terminal strips made from halogen-free special duroplastic

Accessories supplied:

2 off cable glands M50, seal range 23 - 34 mm, wall plug set \varnothing 6 mm



Description

WKE 402 RK

Connection box 5-pole, termination capability for each pole 2 x 2.5 - 35 mm²

Order no.

86240201

WKE 403 RK

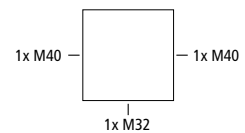
200 x 200 x 110 mm



Junction box and connection box with IP66 certified acc. EN 60670, with electrical functional integrity E30 acc. to DIN 4102-12, enclosure and terminal strips made from halogen-free special duroplastic

Accessories supplied:

2 off cable glands M40, sealing area 17 - 27 mm, 1 off cable gland M32, sealing area 17 - 26 mm, wall plug set \varnothing 6 mm



Description

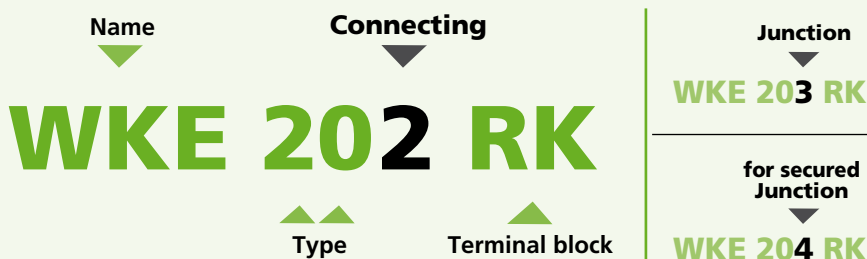
WKE 403 RK

Junction box 5-pole, termination capability for each pole 4 x 4 - 16 mm²

Order no.


86240301

WKE naming scheme (example)






Exchangeable fuses



Exchangeable fuses



Exchangeable fuses



WKE 4-6



WKE 200-400



WKE 54



The new WKE 4 to 6 branch and junction boxes with fuses offer functional integrity for the main supply line by enabling safe and secure branches for every floor or every fire compartment. In case of faults, only the affected branch is disconnected safely from the main line. The main line remains intact so that, for instance, the lighting of the escape routes continues to function. This method enables a completely new type of installation, because there is no need to

supply power to individual sections in star-shape, but instead can junction off comfortably from the main strand without impairing the functional integrity. The cables saved in this way reduce cost and installation time while setting up the system. Double clamps made of high temperature ceramic material for cable cross-sections up to 16 mm² provide for additional safety and ensure the functional integrity up to E 90.

Similarly, the junction and connection boxes WKE 200-400 with fuses are also the new members in the WKE product family. They also help in disconnecting individual sections or floors from the main strand - but enable the wiring of cross-sections up to 35 mm.

WKE 4 - 3/3 x 6² 1SB

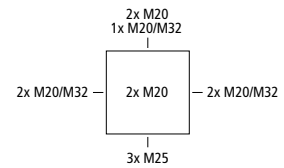
150 x 150 x 85 mm



Junction box and connection box with IP66, certified to EN 61439 and IEC 62208, with electrical circuit integrity E30 - E90 according to DIN 4102 part 12. Halogen-free enclosure made of special thermoplastic, clamps of high-temperature-resistant special ceramic, quick assembly with external fastening lugs, variable terminal positioning

Accessories supplied:

Cover securing device, screw anchors, 3 off double membrane seals M25 IP66 sealing area 9 - 16 mm



Description

WKE 4 - 3/3 x 6² 1SB **NEW**

Connection box 3-pole 0.5 - 6 mm², junction box 3-pole 0.5 - 6 mm², fuse in branch 1 x 2A (internal, 1 x WKE BS F2A, 86300101), number of clampable conductors per clamping point: 4 x 0.5² / 2 x 0.75² / 3 x 1² / 3 x 1.5² / 1 x 2.5² / 1 x 4² / 1 x 6²

Order no.

86911101

WKE 4 - 5/3 x 6² 1SB

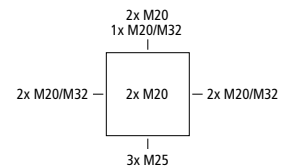
150 x 150 x 85 mm



Junction box and connection box with IP66, certified to EN 61439 and IEC 62208, with electrical circuit integrity E30 - E90 according to DIN 4102 part 12. Halogen-free enclosure made of special thermoplastic, clamps of high-temperature-resistant special ceramic, quick assembly with external fastening lugs, variable terminal positioning

Accessories supplied:

Cover securing device, screw anchors, 1 off double membrane seals M25 IP66 sealing area 9 - 16 mm, 2 off double membrane seals M32 IP66 sealing area 14 - 21 mm



Description

WKE 4 - 5/3 x 6² 1SB **NEW**

Connection box 5-pole 0.5 - 6 mm², junction box 3-pole 0.5 - 6 mm², fuse in branch 1 x 2A (internal, 1 x WKE BS F2A, 86300101), number of clampable conductors per clamping point: 4 x 0.5² / 2 x 0.75² / 3 x 1² / 3 x 1.5² / 1 x 2.5² / 1 x 4² / 1 x 6²

Order no.

86912101

WKE 6 - 5/3 x 10² 1D0

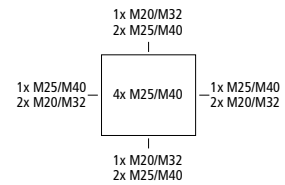
200 x 250 x 120 mm



Junction box and connection box with IP66, certified to EN 61439 and IEC 62208, with electrical circuit integrity E30 - E90 according to DIN 4102 part 12. Halogen-free enclosure made of special thermoplastic, clamps of high-temperature-resistant special ceramic, quick assembly with external fastening lugs, variable terminal positioning

Accessories supplied:

Cover retaining straps, screw anchors, 1 off double membrane seals M25 IP66 sealing area 9 - 16 mm, 2 off double membrane seals M32 IP66 sealing area 14 - 21 mm



Description

WKE 6 - 5/3 x 10² 1D0 **NEW**

Junction box 5-pole 1.5 - 10 mm², junction box 3-pole 1.5 - 4 mm², fuse in junction 1 x socket D01 (without insertion), max. no. of clamped wires per terminal point 4 x 1.5² / 3 x 2.5² / 2 x 4² / 1 x 6² / 1 x 10²

Order no.

86922120

WKE 6 - 5/3 x 16² 1D0

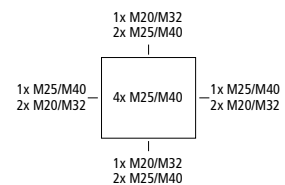
200 x 250 x 120 mm



Junction box and connection box with IP66, certified to EN 61439 and IEC 62208, with electrical circuit integrity E30 - E90 according to DIN 4102 part 12. Halogen-free enclosure made of special thermoplastic, clamps of high-temperature-resistant special ceramic, quick assembly with external fastening lugs, variable terminal positioning

Accessories supplied:

Cover retaining straps, screw anchors, 1 off double membrane seals M25 IP66 sealing area 9 - 16 mm, 2 off double membrane seals M32 IP66 sealing area 14 - 21 mm, 2 off double membrane seals M40 IP66 sealing area 19 - 28 mm



Description

WKE 6 - 5/3 x 16² 1D0 **NEW**

Junction box 5-pole 1.5 - 16 mm², junction box 3-pole 1.5 - 4 mm², fuse in junction 1 x socket D01 (without insertion), max. no. of clamped wires per terminal point 5 x 1.5² / 4 x 2.5² / 2 x 4² / 2 x 6² / 1 x 10² / 1 x 16²

Order no.

86932120

WKE 300 8 x 6² 2FS

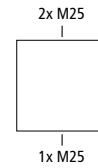
160 x 160 x 110 mm



Junction box and connection box with IP66 certified as per EN 61439-2, with electrical functional integrity E30 according to DIN 4102 part 12 in the duct, enclosure and terminal strips made from halogen-free special duroplastic

Accessories supplied:

3 off cable glands M25 (9 - 16mm),
wall plug set \varnothing 6 mm

**Description****WKE 300 8 x 6² 2FS**

Junction box with fused branch, connection box 3-pole, Junction box 3-pole, number of conductors per pole 4 x 1.5 - 6mm², Capacity per clamping point 1 x 1.5 - 6mm², fuse holder (20 x 5mm) max. 6.3A

Order no.

86226201

WKE 400 7 x 10² 1D0

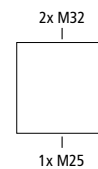
200 x 200 x 110 mm



Junction box and connection box with IP66 certified as per EN 61439-2, with electrical functional integrity E30 according to DIN 4102 part 12 in the duct, enclosure and terminal strips made from halogen-free special duroplastic

Accessories supplied:

2 off cable gland M32 (17 - 26mm),
1 off cable gland M25 (9 - 19mm),
wall plug set \varnothing 6 mm

**Description****WKE 400 7 x 10² 1D0**

Junction box with fused branch, connection box 3-pole, junction box 3-pole, number of conductors per pole 4 x 1.5 - 10mm², capacity per clamping point 1 x 1.5 - 10mm², D02 fuse holder max. 6A

Order no.

86235501

WKE 400 7 x 10² 2D0

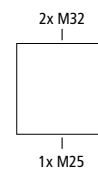
200 x 200 x 110 mm



Junction box and connection box with IP66 certified as per EN 61439-2, with electrical functional integrity E30 according to DIN 4102 part 12 in the duct, enclosure and terminal strips made from halogen-free special duroplastic

Accessories supplied:

2 off cable glands M32 (17 - 26mm),
1 off cable gland M25 (9 - 19mm),
wall plug set \varnothing 6 mm

**Description****WKE 400 7 x 10² 2D0**


Junction box with fused branch, connection box 3-pole, junction box 3-pole, number of conductors per pole 4 x 1.5 - 10mm², capacity per clamping point 1 x 1.5 - 10mm², D02 fuse holder max. 6A

Order no.

86235601

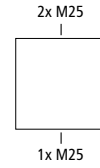
WKE 204 RK

115 x 115 x 93 mm



Junction box and connection box with IP66 certified acc. EN 60670, with electrical functional integrity E30 acc. to DIN 4102-12, enclosure and terminal strips made from halogen-free special duroplastic

Accessories supplied:
3 off cable glands M25 (6 - 15mm),
wall plug set \varnothing 6 mm



Description

WKE 204 RK

Junction box with fused branch, connection box 3-pole, junction box 3-pole, number of conductors per pole 4 x 0.5 - 4mm², capacity per clamping point 1 x 0.5 - 4mm², Fuse holder (20 x 5mm) max. 6.3A

Order no.

86220401

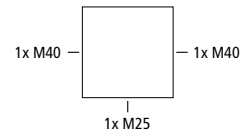
WKE 304 RK

160 x 160 x 110 mm



Junction box and connection box with IP66 certified acc. EN 60670, with electrical functional integrity E30 acc. to DIN 4102-12, enclosure and terminal strips made from halogen-free special duroplastic

Accessories supplied:
2 off cable glands M40 (17 - 27mm),
1 off cable gland M25 (6 - 15mm),
wall plug set \varnothing 6 mm



Description

WKE 304 RK

Junction box with fused branch, connection box 5-pole, junction box 3-pole, number of conductors per pole 4 x 1.5 - 10mm², capacity per clamping point 1 x 1.5 - 10mm², Fuse holder (20 x 5mm) max. 6.3A

Order no.

86230401

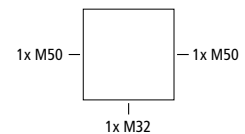
WKE 404 RK

200 x 200 x 110 mm



Junction box and connection box with IP66 certified acc. EN 60670, with electrical functional integrity E30 acc. to DIN 4102-12, enclosure and terminal strips made from halogen-free special duroplastic

Accessories supplied:
2 off cable glands M50 (23 - 34mm),
1 off cable gland M32 (17 - 26mm),
wall plug set \varnothing 6 mm



Description

WKE 404 RK

Junction box with fused branch, connection box 5-pole, number of conductors per pole 2 x 2.5 - 35mm², capacity per clamping point 1 x 2.5 - 35mm², junction box 3-pole, number of conductors per pole 4 x 1.5 - 10mm², capacity per clamping point 1 x 1.5 - 10mm², fuse holder (20 x 5mm) max. 6.3A

Order no.

86240401



- Secured tapping
- Double terminal 16²
- Ideal for tunnels and industrial areas

E90 functional integrity

- According to DIN 4102 Part 12
- Function of the electrical system for over 90 minutes
- Certified by MPA Dresden

IP67 protection class

- As per DIN EN 60670
- No penetration of dust
- Protection during temporary submersion in water
- Protection against external mechanical stresses
- IK07

Pressure-pull strength

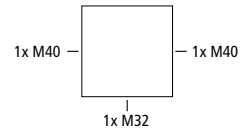
- Testing according to specifications of DB-AG "Tunnel safety lighting systems for railway tunnels"



WKE 54 | FOR SECURED JUNCTION



Junction box and connection box with IP66/67, certified according to EN 61439-2, with electrical functional integrity E30 - E90 acc. to DIN 4102-12, halogen-free enclosure made from special duroplastic, terminals made of a high-temperature-resistant special ceramic, rapid mounting by external brackets



Accessories supplied:

2 off cable glands M40, sealing area 16 - 28 mm,
1 off cable gland M32, sealing area 11 - 21 mm

Description


WKE 54

for use as junction box with fused T-piece, connection box 5-pole 1.5 - 16 mm², junction box 5-pole 1.5 - 4 mm², no. of clamped wires per pin: 20 x 1.5² / 16 x 2.5² / 12 x 4.0² / 8 x 6² / 4 x 10² / 4 x 16², 2 safety sockets D01 max.. 16 A

Order no.

86025401





Functional integrity E30-E90 according to DIN 4102 Part 12 with ceramic terminals 1.5 mm²

- The right solution for each cross-section and application
- Installation materials such as screw anchors and double diaphragm membranes included
- Possible to mount on cable trays
- Up to 32-pin
- Quick mounting through external fixing
- Completely pre-assembled
- Ideal for building technology
- General construction-supervisory test certificate (AbP)
- VDE certified



WKE 4-6 | FOR COMMUNICATION LINES

WKE 4 - 8 x 1,5²

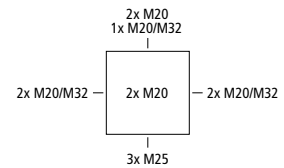
150 x 150 x 85 mm



Junction box and connection box with IP66, certified to EN 60670 and IEC 62208, with electrical circuit integrity E30 - E90 according to DIN 4102 part 12. Halogen-free enclosure made of special thermoplastic, clamps of high-temperature-resistant special ceramic, quick assembly with external fastening lugs, variable terminal positioning

Accessories supplied:

Cover retainer, screw anchor, 3 off double membrane seals IP66 M20 sealing area 7 - 12 mm, 2 off double membrane seals IP66 M25 sealing area 9 - 16 mm, 1 off double membrane seal IP66 M32/4 sealing area 4 x 3.5-6 mm



Description

WKE 4 - 8 x 1,5² **NEW**

Connection box, 8-pole, 0.5 - 2.5 mm², junction box, 8-pole, 0.5 - 1.5 mm², number of clampable conductors per pole: 8 x 0.5² / 4 x 0.75² / 6 x 1² / 6 x 1.5² / 2 x 2.5²

Order no.

86850801

WKE 6 - 16 x 1,5²

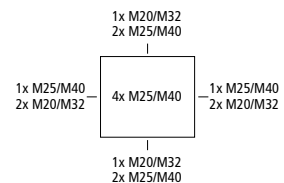
200 x 250 x 120 mm



Junction box and connection box with IP66, certified to EN 60670 and IEC 62208, with electrical circuit integrity E30 - E90 according to DIN 4102 part 12. Halogen-free enclosure made of special thermoplastic, clamps of high-temperature-resistant special ceramic, quick assembly with external fastening lugs, variable terminal positioning

Accessories supplied:

Cover retaining straps, screw anchors, 2 off double membrane seals IP66 M20 sealing area 7 - 12 mm, 4 off double membrane seals IP66 M25 sealing area 9 - 16 mm, 2 off double membrane seals IP66 M40/4 sealing area 4 x 6 - 9 mm



Description

WKE 6 - 16 x 1,5² **NEW**

Connection box, 16-pole, 0.5 - 2.5 mm², junction box, 16-pole, 0.5 - 1.5 mm², number of clampable conductors per pole: 8 x 0.5² / 4 x 0.75² / 6 x 1² / 6 x 1.5² / 2 x 2.5²

Order no.

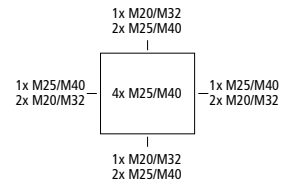
86851601



Junction box and connection box with IP66, certified to EN 60670 and IEC 62208, with electrical circuit integrity E30 - E90 according to DIN 4102 part 12. Halogen-free enclosure made of special thermoplastic, clamps of high-temperature-resistant special ceramic, quick assembly with external fastening lugs, variable terminal positioning

Accessories supplied:

Cover retaining straps, screw anchors, 2 off double membrane seals IP66 M20 sealing area 7 - 12 mm, 6 off double membrane seals IP66 M25 sealing area 9 - 16 mm, 2 off double membrane seals IP66 M40/4 sealing area 4 x 6 - 9 mm



Description

WKE 6 - 32 x 1,5² NEW

Connection box, 32-pole, 0.5 - 2.5 mm², junction box, 32-pole, 0.5 - 1.5 mm², number of clampable conductors per pole: 8 x 0.5² / 4 x 0.75² / 6 x 1² / 6 x 1.5² / 2 x 2.5²


Order no.

86853201



WKE 405 LSA

200 x 200 x 110 mm

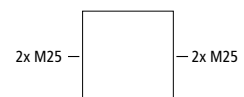


IP66 E30 IK08 0,5² 450V AC halogen-free iQ LSA

Tested system: WKE 405 - junction box with time-saving (solder, screw and stripping free) connection technology for cables with functional integrity according to DIN 4102 part 12 - tested by the MPA Dresden

Accessories supplied:

4 off cable glands M25, sealing area 9 - 19 mm, wall plug set ø 6 mm



Description

WKE 405 LSA

Connection box equipped with two LSA-Plus connector blocks, respectively for 10 double wires (2 x 10 DA), the LSA-Plus contacts are suitable for a solid conductor with 0.4 to 0.8 mm diameter and an outside insulation diameter of 0.7 to 1.6 mm

Order no.

86240501

IP66 E30 halogen-free iQ

WKE 405 LSA | FOR COMMUNICATION LINES



Bild: Michael F. Mehnert (CC-BY-SA 3.0)

The underground line 55 of Berlin runs on the section between Brandenburg Gate and the main station. 365 days in a year, round the clock. The transport companies of Berlin (BVG) have very strict safety conditions for electrical engineering in the tunnels. They must ensure the functionality of the facilities vital for life even in case of fire.

The fire protection boxes of Spelsberg with integrated fuses protect the electrical cable systems in this harsh environment. In case of fire, they ensure that the lighting and the evacuation facilities continue to function for at least 30 minutes.

The special solutions of the types WKE 300 and WKE 400 in protection class II and

protection type IP66, developed especially for the Berlin transport companies, are made of a extremely durable halogen-free, self-extinguishing duroplast. A safe solution, wherever fire protection, high impact resistance and reliable sealing against dust and water are important.

Double membrane seals, orange

Double membrane seals with two sealing membranes, closed, thermoplastic elastomer (TPE), orange, for wall thickness 1.5 - 4.5 mm



Description	Order no.
DMS M16/or NEW	26061601
DMS M20/or NEW	26062001
DMS M25/or NEW	26062501
DMS M32/or NEW	26063201
DMS M40/or NEW	26064001

4-fold double membrane seals, orange

Double membrane seals with two sealing membranes, closed, max. four cable insertions for control lines, thermoplastic elastomer (TPE), orange, for wall thicknesses 1.5 - 4.5 mm



Description	Order no.
DMS M32/4 or NEW	26063301
DMS M40/4 or NEW	26064101

Cable gland, orange

Cable gland with strain relief, polyamide, M_x x 1.5 mm, with lock nut, orange



Description	Sealing area/mm	Thread lenght/mm	Order no.
KVR M16-MGM/or	4 - 10	8	22761601
KVR M20-MGM/or	7 - 14.0	9	22762001
KVR M25-MGM/or	9 - 16	11	22762501
KVR M32-MGM/or	11 - 21.0	11	22763201
KVR M40-MGM/or	16 - 28.0	11	22764001

WKE BS F2A spare fuses

Spare fuses for WKE 2-6 in the "SB" versions, Wired device fuses F2A in the size 5 x 20 mm coated with a glass fibre sleeve



Description	Order no.
WKE BS F2A 10 pieces per packaging unit	86300101

WKE 200-400 external fixing lugs



External fastening kit V2A

Description

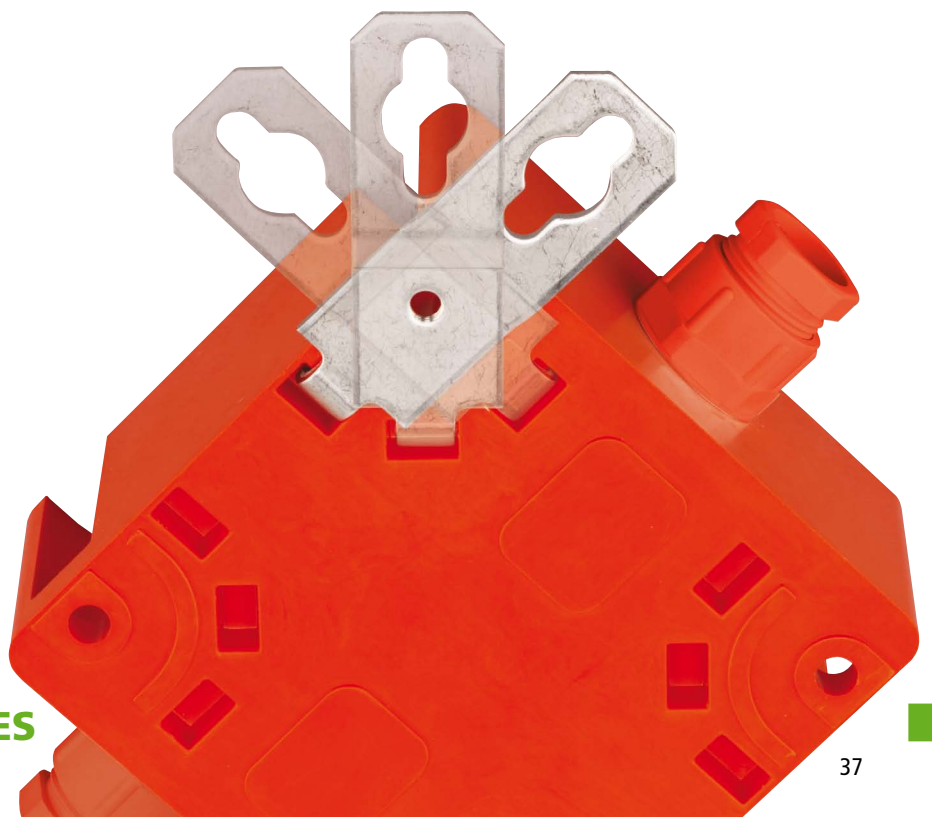
WKE 200 ABL

External fastening kit V2A, for WKE 200 up to WKE 400,
Material stainless steel V2A (1.4301), Set = 4 pcs.

Order no.

86040001


Cover screws and external fitting lugs can be delivered in V4A upon request



- Contacting of uncut conductors up to 50 mm², also suitable for retrofit
- Maintenance-free and secured jacket clamp with rotating, spring-loaded pressure piece and reverse rotation lock
- Tapping via tension spring clamp
- Simplified mounting of cable during installation
- Cost-effective, low maintenance operation of the system
- Uninterrupted power supply through the uncut conductor

Properties

- 2 base versions:
- Standard according to IEC 61439-2 (VDE)
- Functional integrity E30 / E60 / E90 according to EN 1363 (MPA)
- Pre-wired on fuse
- With external fixing points
- Dimensions: 447 x 190 x 105 mm



IP66
IP67

E30-
E90

50²

IK09



400V
AC/DC




low
smoke



WKE Rapid-Box | The VDE certified **switching device combination**

Basic types
 † E30 to E90 (orange)



Clamping capacity

- † **Terminal in the passage 16²:**
 Terminal can be loaded with a rated current of max. 63 A, clamping range for uncut conductors 2.5 mm² - 16 mm², clamping range for cut conductors 2.5 mm² - 10 mm
- † **Terminal in the passage 50²:**
 Terminal can be loaded with a rated current of max. 100 A, clamping range for uncut conductors 10 mm² - 50 mm², clamping range for cut conductors 2.5 mm² - 35 mm²
- † **Terminal in the branch 2.5²:**
 Terminal can be loaded with a rated current of max. 24 A, clamping range for conductors 0.5 mm² - 2.5 mm²




Cable diameter

- † Cable diameter in the main strand: Ø 9 to 34 mm
- † Cable diameter in the branch by means of cable gland: Ø till 16 mm (KVR M25)

Fuses in the branch

- † Circuit breaker 2A to 16A, 1-pin to 4-pin
- † Safety fuse D01 from 2A to 16A, 1 to 4 pieces



WKE 2



IMAGE 3D



Cable junction box

WKE 2 - 3 x 4²

Description	Cable junction box
Manufacturer article number	86651201
Manufacturer URL	http://www.spelsberg.com/p/86651201

Spelsberg is a leading manufacturer in the electrical industry, especially serving in the electrical installation and enclosure technology sectors. The family-owned company designs, produces and sells products and systems for the electrical trade and industrial sector and is known ... [Read more](#)









Unfollow

[Contact manufacturer](#)
[Go to website](#)

Last update : 25-07-2019



Files Review

File name	Type	Size
 E_Cable Junction Box_F_MEPcontent_Spelsberg_WKE 2_INT-EN.rfa		1 MB
 E_Cable Junction Box_MEPcontent_Spelsberg_WKE 2_INT-EN.rfa		1 MB
 E_Cable Junction Box_MEPcontent_Spelsberg_WKE 2 - 3 x 4 ² _INT-EN.dwg		289.4 KB
 E_Cable Junction Box_MEPcontent_Spelsberg_WKE 2 - 3 x 4 ² _INT-EN.ifc		353.5 KB

Related products



WKE-AK
Small scale distributor WKE-AK



WKE 54
Junction box for tunnel WKE 54



WKE-LSA
Cable junction box WKE-LSA

Digitalisation in building technology has long since arrived with the use of CAD and smart solutions. In case of **Building Information Modelling** the entire building is recorded as a model. In doing so, all data relevant for planning, execution or management are combined under a single interface across all sectors.

Consequently, all information is constantly available to all persons involved. If the architect changes the floor plan, the bill of materials for doors or sockets changes automatically, and plans for the supply lines are also adjusted.

From specialist planners to retailers right till the contractors, regular synchronisation always keeps everyone up to date. In this way, quality of the process increases, while time and cost are reduced.


Spelsberg supports the new standard

Many CAD manufacturers already support the IFC standard, which is available as an open standard to anyone who deals with buildings throughout their lifecycle.

With immediate effect, Spelsberg is also offering its products as BIM objects for the software solutions REVIT and ArchiCAD.

These can be downloaded from
www.mepcontent.com.

MEPcontent
The BIM library for MEP engineers



Cadenas PARTsolutions supports design engineers, planners and buyers in their work by providing CAD models. For this reason, Spelsberg is also present with its products on the 3D CAD download portal **Cadenas PARTcommunity**.

As early as in the design phase, engineers quickly find both components and standard parts using the smart portal search function. Apart from this, PARTsolutions also offers the possibility of reducing and managing the components product costs significantly.

Likewise, the increased clarity in the form of a unified structure in the parts-information data and the ordered catalogue structure is a valued advantage for the users.



PLANNING HELP -

Efficient planning and construction

Spelsberg offers ready-to-use advertising texts for all products on **ausschreiben.de**, **ais-online.de** and **heinze.de**.

The texts provide relevant product information and descriptions in a convenient format. Thus, planners and architects have this tool directly available for efficient and safe planning.

The Spelsberg product series are additionally characterised by expert opinions. The official documents of the certified WKE products can be downloaded as PDF from **www.spelsberg.com**.



For connecting and junction

Product-number	Description	Max. conductor cross section /mm ²		Number of poles		Different conductor cross sections per pole possible with DUO terminals
		Cable connecting	Cable junction	Connection	Junction	
866 502 01	WKE 2 - 5 x 1,5 ²	2,5	1,5	5	5	no
867 400 01	WKE 2 - Duo 3 x 4 ²	4	4	3	3	yes
866 512 01	WKE 2 - 3 x 4 ²	6	4	3	3	no
866 504 01	WKE 4 - 5 x 4 ²	10	4	5	5	no
867 710 01	WKE 4 - Duo 5/3 x 6 ²	6	6	5	3	yes
867 410 01	WKE 4 - Duo 5 x 6 ²	6	6	5	5	yes
867 420 01	WKE 6 - Duo 7 x 6 ²	6	6	7	7	yes
866 506 01	WKE 6 - 5 x 6 ²	16	6	5	5	no
867 500 01	WKE 4 - Duo 3 x 10 ²	10	10	3	3	yes
867 510 01	WKE 6 - Duo 5 x 10 ²	10	10	5	5	yes
867 600 01	WKE 6 - Duo 3 x 16 ²	16	16	3	3	yes
867 610 01	WKE 6 - Duo 5 x 16 ²	16	16	5	5	yes

With fused junction



Product-number	Description	Max. conductor cross section /mm ²		Number of poles		Different conductor cross sections per pole possible with DUO terminals
		Cable connecting	Cable junction	Connection	Junction	
869 111 01	WKE 4 - 3/3 x 6 ² 1SB	6	6	3	3	no
869 121 01	WKE 4 - 5/3 x 6 ² 1SB	6	6	5	3	no
869 221 20	WKE 6 - 5/3 x 10 ² 1D0	10	4	5	3	yes
869 321 20	WKE 6 - 5/3 x 16 ² 1D0	16	4	5	3	yes

For communication lines

Product-number	Description	Max. conductor cross section /mm ²		Number of poles		Different conductor cross sections per pole possible with DUO terminals
		Cable connecting	Cable junction	Connection	Junction	
868 508 01	WKE 4 - 8 x 1,5 ²	2,5	1,5	8	8	no
868 516 01	WKE 6 - 16 x 1,5 ²	2,5	1,5	16	16	no
868 532 01	WKE 6 - 32 x 1,5 ²	2,5	1,5	32	32	no

WKE 2 to 6 - cable entries

	
M16	5 - 9
M20	7-12
M25	9 - 16
M32	14 - 21
M40	19 - 28
M32/4	4x 3,5 - 6
M40/4	4x 6 - 9

		Nm
M 16 x 1,5	4 - 10	2,5
M 20 x 1,5	6 - 12	4
M 20 x 1,5	7 - 14	4
M 25 x 1,5	9 - 16	6
M 32 x 1,5	11 - 21	7
M 40 x 1,5	16 - 28	7,5



= Double membrane seals



= Rated torque



= Cable screw coupling











= Cable cross section




= Clamping area

WKE 2 to 6 - Number of conductors that can be clamped per pin or clamping unit (depending upon the housing size)



	Terminal 6 ² Tightening torque 0.8 Nm			Terminal 10 ² Tightening torque 1.2 Nm			Terminal 16 ² Tightening torque 2.0 Nm		
									
0,5 ²	16	8	4						
0,75 ²	8	4	2						
1,0 ²	12	6	3	20	10	5			
1,5 ²	12	6	3	16	8	4	20	10	5
2,5 ²	4	2	1	12	6	3	16	8	4
4 ²	4	2	1	8	4	2	12	6	3
6 ²	4	2	1	4	2	1	8	4	2
10 ²				4	2	1	4	2	1
16 ²							4	2	1

 = Single terminal, 2 clamping units

 = Clamping unit

 = Double terminal, 4 clamping units

WKE 200-400 - cable entries

		Nm
M 20 x 1,5	6 - 13	4
M 25 x 1,5	6 - 15	6
M 25 x 1,5	9 - 19	6
M 32 x 1,5	17 - 26	7
M 40 x 1,5	17 - 27	7,5
M 50 x 1,5	23 - 34	7,5



= Cable screw coupling



= Clamping area



= Rated torque

WKE 200-400 - Connection capacity of the terminals

	Conductor cross-section single-wire		Conductor cross-section multi-wire		Tightening torque	
	min	max	min	max	min	max
WKE SAK 2,5 / 35	0,5 mm ²	6 mm ²	0,5 mm ²	4 mm ²	0,4 Nm	0,6 Nm
WKE SAK 6 / 35	0,5 mm ²	10 mm ²	0,5 mm ²	6 mm ²	0,8 Nm	1,6 Nm
WKE SAK 10 / 35	1,5 mm ²	10 mm ²	1,5 mm ²	16 mm ²	2 Nm	2,4 Nm
WKE SAK 16 / 35	2,5 mm ²	16 mm ²	4 mm ²	16 mm ²	2 Nm	2,4 Nm
WKE SAK 35 N / 35	2,5 mm ²	16 mm ²	4 mm ²	35 mm ²	4 Nm	5 Nm



Visit us on facebook!

www.facebook.com/spelsberg.de



Follow us on twitter!

www.twitter.com/spelsberg

Günther Spelsberg GmbH + Co. KG

Headquarter

Im Gewerbepark 1, D-58579 Schalksmühle
Postfach 15 20, D-58571 Schalksmühle
Phone: +49 (0) 23 55 / 8 92-0
Fax: +49 (0) 23 55 / 8 92-299
E-Mail: info@spelsberg.de
Internet: www.spelsberg.de

Buttstädt factory

Vor dem Lohe 3, D-99628 Buttstädt
Postfach 1110, D-99627 Buttstädt
Phone: +49 (0) 3 63 73 / 98-400
Fax: +49 (0) 3 63 73 / 98-499